



TECHNICAL BULLETIN

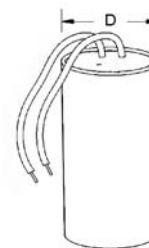
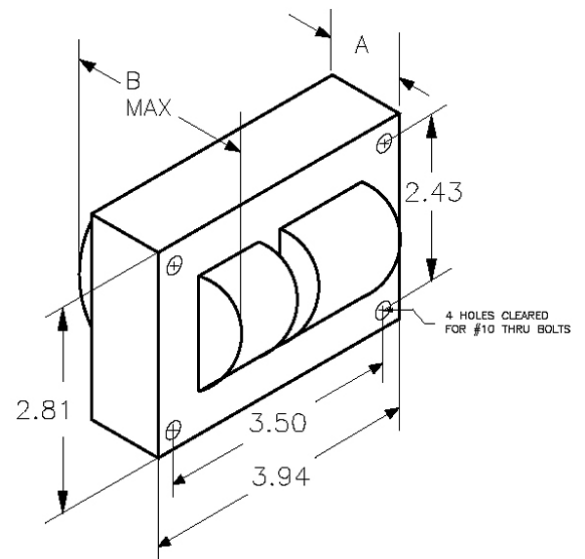
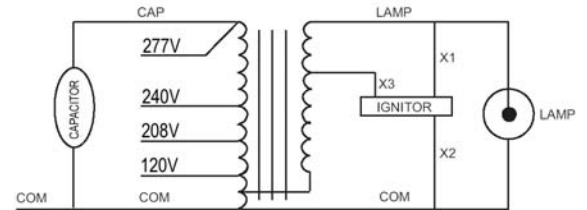
HID BALLAST KIT

HIGH PRESSURE SODIUM BK S62/70W/Q

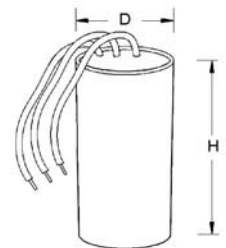
ANSI Code: S62	Product Code: 91381	
Features:	<ul style="list-style-type: none"> Class H Insulation Vacuum Impregnated Core & Coil Excellent Thermal Performance 	<ul style="list-style-type: none"> Cool / Quite Operation Will fit existing CWA Ballast Fixtures Permanently Marked Leads

BALLAST SPECIFICATIONS

Input Voltage	120	208	240	277	V
Circuit Type	HX - HPF				
Power Factor	.94				
Regulation					
Line Volts	± 5%				
Lamp Watts	Within Trapezoid				
Line Current					
Operating Current	0.73	0.44	0.37	0.35	A
Open Circuit Current	1.7	1.0	0.86	0.75	A
Starting Current	0.61	0.35	0.3	0.26	A
Recommended Fuse	3	3	3	3	A
UL Temperature Ratings					
Insulation Class	H (180°C)				
Coil Temperature Code	A	A	A	A	
Bench top Coil Rise, Primary	65	71	63	74	°C
Bench top Coil Rise, Secondary	-	-	-	73	°C
Input Power	86	89	86	91	W
Nominal Open Circuit Voltage	129				
Current Crest Factor	1.49				
Input Voltage at Lamp Dropout	68	107	119	149	V
Min Ambient Starting Temp	-40°F -40°C				
High Potential Test					
1 minute	2000				
1 second	2500				
Open Circuit Voltage Test					
Open Circuit Voltage	116 - 143				
Input Current min	1.25	0.75	0.6	0.55	A
Input Current max	2.15	1.3	1.1	0.95	A
Short Circuit Current Test					
Secondary Current	1.8 - 2.2				
Input Current min	0.35	0.2	0.15	0.15	A
Input Current max	0.65	0.4	0.35	0.3	A
Core & Coil Dimensions					
A	1.44				Inch
B	2.75				Inch
Weight	4.5				lbs
Lead Length	12				Inch



CAPACITOR



IGNITOR

CAPACITOR SPECIFICATIONS

Dry Film non PCB		
Product Code	93251	
Capacitance	7	µF
Minimum	280	V
Diameter D	1.56	Inch
Height H	2.63	Inch
Temperature Rating	100	°C

IGNITOR SPECIFICATIONS

Product Code	93026	
Product Description	EY2001ST	
Max Distance from Ballast	20	ft
Diameter D	1.56	Inch
Height H	2.63	Inch
Temperature Rating	105	°C

ISO 9001:2008 Certified ISO 14001:2004 Certified



**EYE LIGHTING INTERNATIONAL
OF NORTH AMERICA, INC.**

A SUBSIDIARY OF IWASAKI ELECTRIC CO., LTD.

OSHAS 18001:2007 Certified ISO 17025:2005 Accredited

Address: 9150 Hendricks Rd., Mentor, OH 44060

Phone: 888-665-2677 Fax: 800-811-7395 E-Mail: sales@eyelighting.com

Phone: (440) 350-7000 Fax: (440) 350-7001 Web: www.eyelighting.com



⚠ WARNING

RISK OF ELECTRICUTION

- Disconnect power to fixture before installation, when replacing components or checking connections.
- The ballast and associated components must be mounted and wired in conformance with the National Electrical Code, all applicable state and municipal codes, and UL safety standards for installation.

RISK OF FIRE

- Use in fixture rated for this product.

INSTALLATION

IMPORTANT: Read all instructions carefully before attempting installation.

1. Remove existing ballast and associated components (capacitor, ignitor).

NOTE: Retain existing capacitor strap and mounting screws.

2. Mount replacement ballast on supplied brackets using the nuts and bolts supplied with kit.

NOTE: Ballast should be mounted with short side of bracket flush to the ballast. See figure 2.

3. Install replacement ballast and associated prewired components (capacitor, ignitor) in fixture using retained fixture screws.

NOTE: The capacitor should be mounted using the existing capacitor strap. Ground ballast and metal components.

4. Connect ballast to supply power using the appropriate line voltage tap as shown in the wiring diagram located on the ballast label or on the ballast wiring diagrams located on page 1.

5. Before closing fixture, ensure proper lamp wattage and type, check for proper grounding and secure component mounting.

6. Once all safety requirements have been adhered to and checked, close fixture and apply power.

TROUBLESHOOTING

1. Insure all connections to the line; capacitor, starter, and lamp have been made properly.

2. Measure line voltage to insure correct voltage level.

3. Check for blown fuse, tripped circuit breaker, or blown bulb.

4. Verify lamp operation with known good ballast of the same type

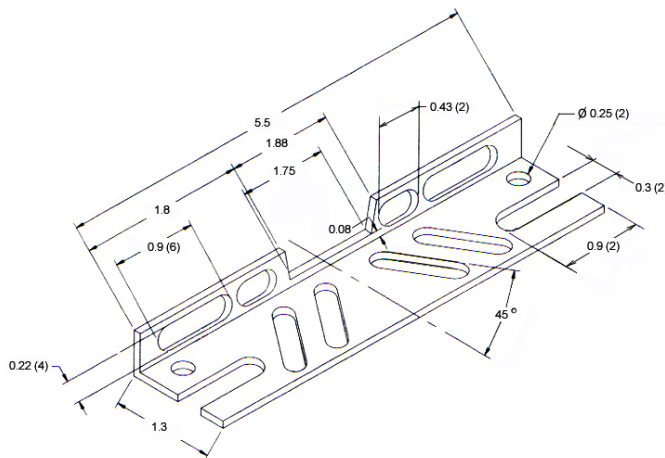


Fig.1

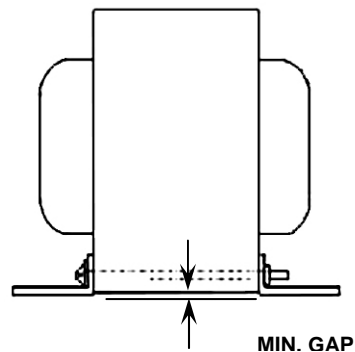


Fig.2

ISO 9001:2008 Certified ISO 14001:2004 Certified



EYE LIGHTING INTERNATIONAL
OF NORTH AMERICA, INC.

A SUBSIDIARY OF IWASAKI ELECTRIC CO., LTD.

OSHAS 18001:2007 Certified ISO 17025:2005 Accredited

Address: 9150 Hendricks Rd., Mentor, OH 44060

Phone: 888-665-2677 Fax: 800-811-7395 E-Mail: sales@eyelighting.com

Phone: (440) 350-7000 Fax: (440) 350-7001 Web: www.eyelighting.com