



TECHNICAL BULLETIN

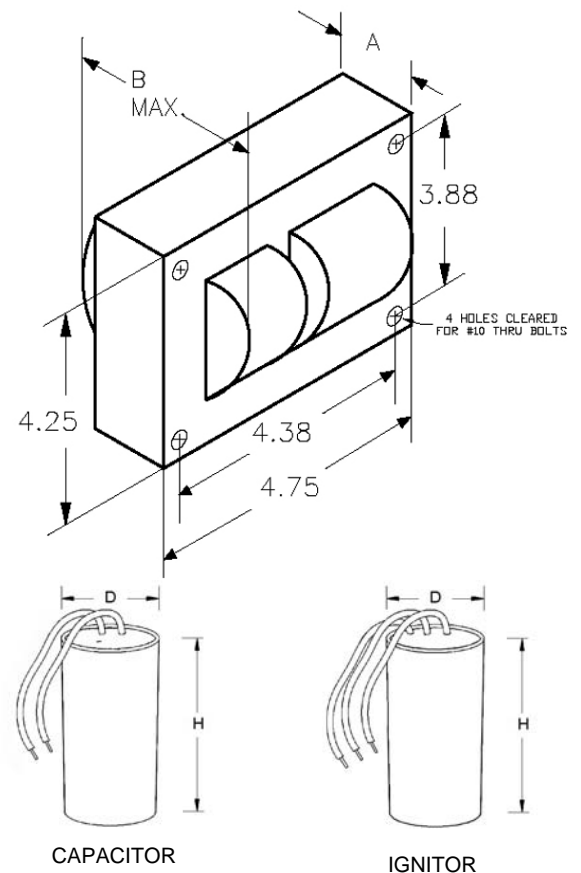
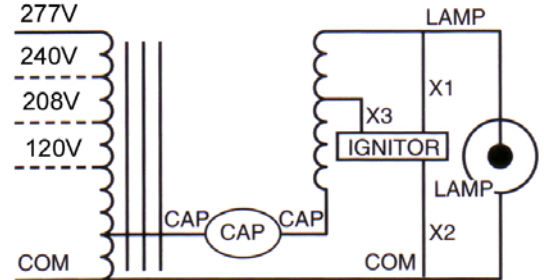
HID BALLAST KIT

HIGH PRESSURE SODIUM BK S51/400W/Q

ANSI Code: S51	Product Code: 91626	
Features:	• Class H Insulation	• Cool / Quite Operation
	• Vacuum Impregnated Core & Coil	• Will Fit Existing CWA Ballast Fixtures
	• Excellent Thermal Performance	• Permanently Marked Leads

BALLAST SPECIFICATIONS

Input Voltage	120	208	240	277	V
Circuit Type	CWA				
Power Factor	0.99				
Regulation					
Line Volts	± 10%				
Lamp Watts	Within Trapezoid				
Line Current					
Operating Current	3.7	2.17	1.86	1.63	A
Open Circuit Current	1.68	1.0	0.85	0.76	A
Starting Current	3.16	1.83	1.57	1.37	A
Recommended Fuse	10	5	5	5	A
UL Temperature Ratings					
Insulation Class	H (180°C)				
Coil Temperature Code	D	A	B	B	
Bench top Coil Rise, Primary	89	70	75	78	°C
Bench top Coil Rise, Secondary	82	70	75	78	°C
Input Power	463	463	463	463	W
Nominal Open Circuit Voltage	190				
Current Crest Factor	1.63				
Input Voltage at Lamp Dropout	90	156	202	208	V
Min Ambient Starting Temp	-40°F -40°C				
High Potential Test					
1 minute	1650				V
1 second	2000				V
Open Circuit Voltage Test					
Open Circuit Voltage	170 - 210				
Input Current min	1.2	0.75	0.6	0.5	A
Input Current max	2.0	1.25	1.00	0.9	A
Short Circuit Current Test					
Secondary Current	6.0 - 7.3				
Input Current min	2.3	1.35	1.15	1.0	A
Input Current max	3.95	2.3	1.95	1.7	A
Core & Coil Dimensions					
A	2.28				Inch
B	4.23				Inch
Weight	13				lbs
Lead Length	12				Inch



CAPACITOR SPECIFICATIONS

Dry Film non PCB		
Product Code	93368	
Capacitance	55	µF
Voltage	240	V
Diameter D	1.75	Inch
Height H	3.63	Inch
Temperature Rating	100	°C

IGNITOR SPECIFICATIONS

Product Code	93051	
Product Description	EY2000ST	
Distance Ballast to Lamp max	15	ft
Diameter D	1.38	Inch
Height H	2.5	Inch
Temperature Rating	105	°C

ISO 9001:2008 Certified ISO 14001:2004 Certified

OSHAS 18001:2007 Certified ISO 17025:2005 Accredited



**EYE LIGHTING INTERNATIONAL
OF NORTH AMERICA, INC.**

A SUBSIDIARY OF IWASAKI ELECTRIC CO., LTD.

Address: 9150 Hendricks Rd., Mentor, OH 44060

Phone: 888-665-2677 Fax: 800-811-7395 E-Mail: sales@eyelighting.com

Phone: (440) 350-7000 Fax: (440) 350-7001 Web: www.eyelighting.com



⚠ WARNING

RISK OF ELECTRICUTION

- Disconnect power to fixture before installation, when replacing components or checking connections.
- The ballast and associated components must be mounted and wired in conformance with the National Electrical Code, all applicable state and municipal codes, and UL safety standards for installation.

RISK OF FIRE

- Use in fixture rated for this product.

INSTALLATION

IMPORTANT: Read all instructions carefully before attempting installation.

1. Remove existing ballast and associated components (capacitor, ignitor).

NOTE: Retain existing capacitor strap and mounting screws.

2. Mount replacement ballast on supplied brackets using the nuts and bolts supplied with kit.

NOTE: Ballast should be mounted with short side of bracket flush to the ballast. See figure 2.

3. Install replacement ballast and associated prewired components (capacitor, ignitor) in fixture using retained fixture screws.

NOTE: The capacitor should be mounted using the existing capacitor strap. Ground ballast and metal components.

4. Connect ballast to supply power using the appropriate line voltage tap as shown in the wiring diagram located on the ballast label or on the ballast wiring diagrams located on page 1.

5. Before closing fixture, ensure proper lamp wattage and type, check for proper grounding and secure component mounting.

6. Once all safety requirements have been adhered to and checked, close fixture and apply power.

TROUBLESHOOTING

1. Insure all connections to the line; capacitor, starter, and lamp have been made properly.

2. Measure line voltage to insure correct voltage level.

3. Check for blown fuse, tripped circuit breaker, or blown bulb.

4. Verify lamp operation with known good ballast of the same type

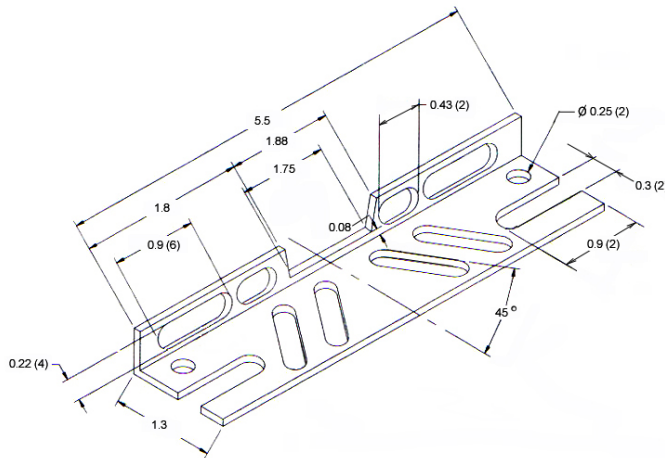


Fig.1

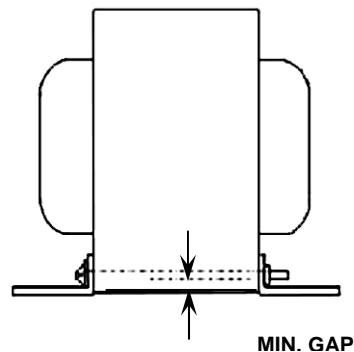


Fig.2

ISO 9001:2008 Certified ISO 14001:2004 Certified



EYE LIGHTING INTERNATIONAL
OF NORTH AMERICA, INC.

A SUBSIDIARY OF IWASAKI ELECTRIC CO., LTD.

OSHAS 18001:2007 Certified ISO 17025:2005 Accredited

Address: 9150 Hendricks Rd., Mentor, OH 44060

Phone: 888-665-2677 Fax: 800-811-7395 E-Mail: sales@eyelighting.com

Phone: (440) 350-7000 Fax: (440) 350-7001 Web: www.eyelighting.com