



# TECHNICAL BULLETIN METAL HALIDE

## EYE Color Arc® M70P36F/P

ANSI Code: M139/O

Product Code: 55410

**Features:**

- Compact PAR36 bulb with Pink Dichroic Coating
- Make objects appear bright and vivid
- Dichroic Reflector transfers less heat to lighted objects
- UV-block coating on the outer bulb
- Open fixture rated

### PERFORMANCE DATA

Initial lumens at rated watts after 100 hours operation	3000*	Lumens
Beam lumens	650*	Lumens
Mean lumens (typical)	2100*	
Beam angle @ 50% peak intensity	70	Degrees
Peak intensity	840*	Candela
Rated average life	6000	Hours
Warm up time (90% lumens)	4	Minutes
Correlated color temperature	2500*	K
CIE chromaticity	0.439, 0.347	X, Y
Color rendering index	85*	
Operating Position	Universal	
Time to hot re-start	15 max	Minutes

### ELECTRICAL CHARACTERISTICS

Nominal lamp wattage	70	Watts
Nominal lamp voltage	90	Volts
Nominal lamp current	1.0	Amps
Current crest factor	1.8 max	
Min. Starting voltage	198	Vrms
Min. Starting voltage	280	Vpk
Max. Starting current	1.5	Amps
Socket rating	4.0	kV
Dimming capability	No	

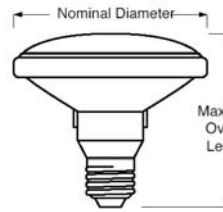
Ignitor Requirements	Option 1	Option 2	
Min. Pulse Height	3.0	3.0	kV
Max. Pulse Height	4.0	4.0	kV
Min. Pulse Width	1.0@2.7	1.9@2.7	µsec@kV
Min. Pulse Repetition	2	1	/half cycle
Pulse Positions	60-90, 240-270	64-110, 244-290	degrees

### PHYSICAL DESCRIPTION

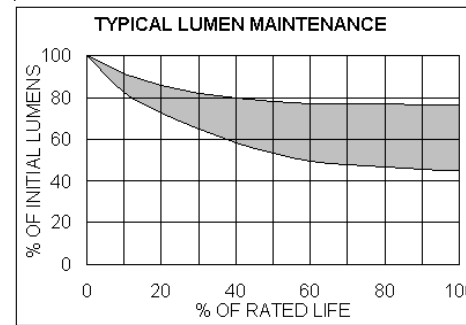
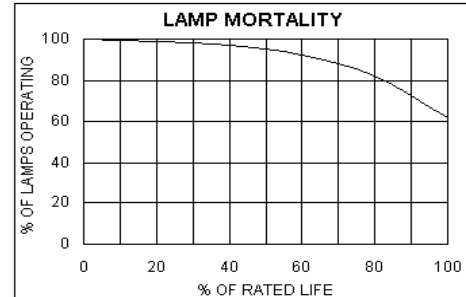
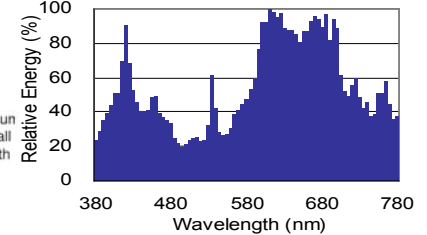
Maximum overall length	4.016(102)	in (mm)
Bulb diameter	4.410(112)	in (mm)
Base to bulb eccentricity	3	Deg Max.
Maximum base temperature	374(190)	°F (°C)
Maximum bulb temperature	752(400)	°F (°C)
Bulb designation	PAR36	
Bulb material	Hard glass	
Arc tube material	Quartz	
Bulb finish (front glass)	UV-block coating	
Bulb finish (reflector)	Dichroic coating	
Base designation	E26 Skirted Medium	

### FIXTURE REQUIREMENT

O Rated – Open or enclosed fixtures. Protect lamp from direct contact with water.



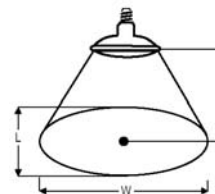
### SPECTRAL DISTRIBUTION



### PHOTOMETRIC DATA

Initial Footcandles			
Beam Angle at 50% Peak Intensity 70°			
H (ft)	Foot Candle Beam Center	Beam Diameter L (ft)	Beam Diameter W (ft)
6	23	8.40	8.40
8	13	11.20	11.20
10	8	14.00	14.00
12	6	16.80	16.80
14	4	19.61	19.61

Candlepower Distribution	
Beam Angle	Candela
0°	TBA
5°	TBA
10°	TBA
15°	TBA
20°	TBA
25°	TBA
30°	TBA
35°	TBA
40°	TBA
45°	TBA
50°	TBA
55°	TBA
60°	TBA
65°	TBA
70°	TBA
75°	TBA
80°	TBA
85°	TBA
90°	TBA



\* Reference value only

ISO 9001:2008 Certified    ISO 14001:2004 Certified

OSHAS 18001:2007 Certified    ISO 17025:2005 Accredited



**EYE LIGHTING INTERNATIONAL  
OF NORTH AMERICA, INC.**

A SUBSIDIARY OF IWASAKI ELECTRIC CO., LTD.

Address: 9150 Hendricks Rd., Mentor, OH 44060

Phone: 888-665-2677 Fax: 800-811-7395 E-Mail: [sales@eyelighting.com](mailto:sales@eyelighting.com)

Phone: (440) 350-7000 Fax: (440) 350-7001 Web: [www.eyelighting.com](http://www.eyelighting.com)



**⚠WARNING**

This lamp can cause serious skin burn and eye inflammation from short-wave ultraviolet radiation if outer envelope of the lamp is broken or punctured. Do not use where people will remain for more than a few minutes unless adequate shielding or other safety precautions are used. Lamps that will automatically extinguish when the outer envelope is broken or punctured are commercially available.

**RISK OF ELECTRIC SHOCK**

- Turn power off before inspection, installation or removal
- Protect lamp from direct contact with liquids to avoid breakage from thermal shock

**RISK OF FIRE**

- Keep combustible materials away from lamp during operation

**UNEXPECTED LAMP RUPTURE MAY CAUSE INJURY, FIRE, OR PROPERTY DAMAGE**

- Do not exceed rated ballast voltage
- Do not use lamp if outer glass is scratched or broken.
- Do not use beyond rated life
- Do not turn on lamp until fully installed
- Use only with a fixture and ballast rated for this product
- Turn lamp off at least once a week for 15 minutes
- Electrically insulate any metal to glass support in fixture

**⚠CAUTION**

**RISK OF BURN**

- Allow lamp to cool before handling.

**LAMP MAY SHATTER AND CAUSE INJURY**

- Do not use excessive force when installing lamp
- Dispose of lamp in a closed container

**LAMP OPERATING INSTRUCTIONS**

This is a discharge lamp and requires some time to restart and come up to full brightness after a power interruption. If power supply dips or is interrupted, lamps may extinguish and not restart. Turn off power supply for 10-15 minutes and allow lamp to fully cool. Lamp will restart when power is restored.

**R**

Conforms to:  
USA: 21CFR1040.30 Canada: ANSI 136.1-2000

**Hg-LAMP CONTAINS MERCURY**

Manage in Accord with Disposal Laws  
See: [www.lamprecycle.org](http://www.lamprecycle.org) or 1-888-665-2677