



# TECHNICAL BULLETIN METAL HALIDE

## EYE Color Arc® M150P38F/SW

ANSI Code:

Product Code: 55389

**Features:**

- High color rendering, CRI=96
- Open or enclosed fixture
- PAR38 bulb with medium screw base
- Dichroic reflector transfers less heat to lighted objects

### PERFORMANCE DATA

Initial lumens at rated watts after 100 hours operation	6000	Lumens
Beam lumens	3000	Lumens
Beam angle @ 50% peak intensity	60	Degrees
Peak intensity	5000	Candela
Rated average life	6000	Hours
Warm up time (90% lumens)	4	Minutes
Correlated color temperature	4500	K
CIE chromaticity	0.360, 0.362	X, Y
Color rendering index	96	
Operating Position	Universal	
Time to hot re-start	15 max	Minutes

### ELECTRICAL CHARACTERISTICS

Nominal lamp wattage	150	Watts
Nominal lamp voltage	95	Volts
Nominal lamp current	1.9	Amps
Current crest factor	1.8 max	
Min. Starting voltage	198	Vrms
Min. Starting voltage	280	Vpk
Max. Starting current	3.0	Amps
Socket rating	4.0	kV
Dimming capability	No	

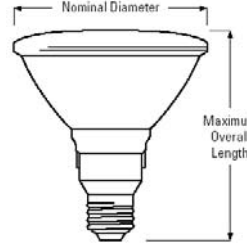
Ignitor Requirements	Option 1	Option 2	
Min. Pulse Height	3.0	3.0	kV
Max. Pulse Height	4.0	4.0	kV
Min. Pulse Width	1.0@2.7	1.9@2.7	µsec@kV
Min. Pulse Repetition	2	1	/half cycle
Pulse Positions	60-90, 240-270	64-110, 244-290	degrees

### PHYSICAL DESCRIPTION

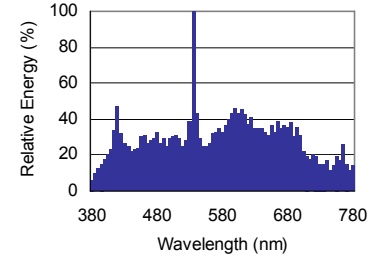
Maximum overall length	5.315(135)	in (mm)
Bulb diameter	4.764(121)	in (mm)
Base to bulb eccentricity	3	Deg Max.
Maximum base temperature	374(190)	°F (°C)
Maximum bulb temp. for indoor use	752(400)	°F (°C)
Maximum bulb temp. for outdoor use	428(220)	°F (°C)
Bulb designation	PAR38	
Bulb material	Hard glass	
Arc tube material	Quartz	
Bulb finish (reflector)	Dichroic coating	
Base designation	E26 Skirted Medium	

### FIXTURE REQUIREMENT

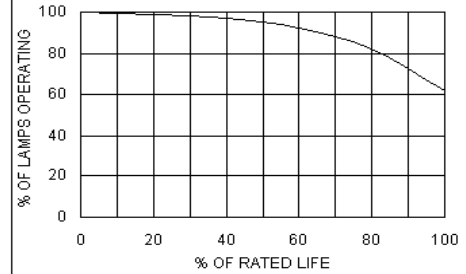
O Rated – Open or enclosed fixtures. For outdoor use, enclosed fixtures only unless fixtures are properly designed.



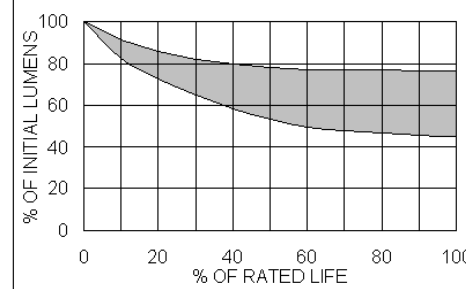
### SPECTRAL DISTRIBUTION



### LAMP MORTALITY

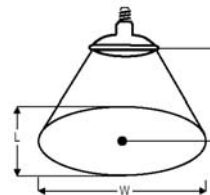


### TYPICAL LUMEN MAINTENANCE



### PHOTOMETRIC DATA

Initial Footcandles				Candlepower Distribution	
Beam Angle at 50% Peak Intensity 60°				Beam Angle	Candela
H (ft)	Foot Candle Beam Center	Beam Diameter L (ft)	Beam Diameter W (ft)		
8	78	9.24	9.24	0°	4945
10	50	11.55	11.55	5°	5309
12	35	13.86	13.86	10°	5478
14	26	16.17	16.17	15°	5142
16	20	18.48	18.48	20°	4423
				25°	3466
				30°	2413
				35°	1458
				40°	901
				45°	694
				50°	586
				55°	461
				60°	352
				65°	253
				70°	183
				75°	154
				80°	130
				85°	113
				90°	91



ISO 9001:2008 Certified    ISO 14001:2004 Certified

OSHAS 18001:2007 Certified    ISO 17025:2005 Accredited



**EYE LIGHTING INTERNATIONAL  
OF NORTH AMERICA, INC.**

A SUBSIDIARY OF IWASAKI ELECTRIC CO., LTD.

Address: 9150 Hendricks Rd., Mentor, OH 44060

Phone: 888-66-LAMPS Fax: 800-811-7395 E-Mail: [sales@eyelighting.com](mailto:sales@eyelighting.com)

Phone: (440) 350-7000 Fax: (440) 350-7001 Web: [www.eyelighting.com](http://www.eyelighting.com)



**⚠WARNING**

This lamp can cause serious skin burn and eye inflammation from short-wave ultraviolet radiation if outer envelope of the lamp is broken or punctured. Do not use where people will remain for more than a few minutes unless adequate shielding or other safety precautions are used. Lamps that will automatically extinguish when the outer envelope is broken or punctured are commercially available.

**RISK OF ELECTRIC SHOCK**

- Turn power off before inspection, installation or removal
- Protect lamp from direct contact with liquids to avoid breakage from thermal shock

**RISK OF FIRE**

- Keep combustible materials away from lamp during operation

**UNEXPECTED LAMP RUPTURE MAY CAUSE INJURY, FIRE, OR PROPERTY DAMAGE**

- Do not exceed rated ballast voltage
- Do not use lamp if outer glass is scratched or broken.
- Do not use beyond rated life
- Do not turn on lamp until fully installed
- Use only with a fixture and ballast rated for this product
- Turn lamp off at least once a week for 15 minutes
- Electrically insulate any metal to glass support in fixture

**⚠CAUTION**

**RISK OF BURN**

- Allow lamp to cool before handling.

**LAMP MAY SHATTER AND CAUSE INJURY**

- Do not use excessive force when installing lamp
- Dispose of lamp in a closed container

**LAMP OPERATING INSTRUCTIONS**

This is a discharge lamp and requires some time to restart and come up to full brightness after a power interruption. If power supply dips or is interrupted, lamps may extinguish and not restart. Turn off power supply for 10-15 minutes and allow lamp to fully cool. Lamp will restart when power is restored.

<b>R</b>	Conforms to: USA: 21CFR1040.30 Canada: ANSI 136.1-2000
----------	---

**Hg-LAMP CONTAINS MERCURY**

Manage in Accord with Disposal Laws

See: [www.lamprecycle.org](http://www.lamprecycle.org) or 1-888-665-2677

ISO 9001:2008 Certified

ISO 14001:2004 Certified

OSHAS 18001:2007 Certified

ISO 17025:2005 Accredited



**EYE LIGHTING INTERNATIONAL**  
**OF NORTH AMERICA, INC.**

A SUBSIDIARY OF IWASAKI ELECTRIC CO., LTD.

Address: 9150 Hendricks Rd., Mentor, OH 44060

Phone: 888-66-LAMPS Fax: 800-811-7395 E-Mail: [sales@eyelighting.com](mailto:sales@eyelighting.com)

Phone: (440) 350-7000 Fax: (440) 350-7001 Web: [www.eyelighting.com](http://www.eyelighting.com)